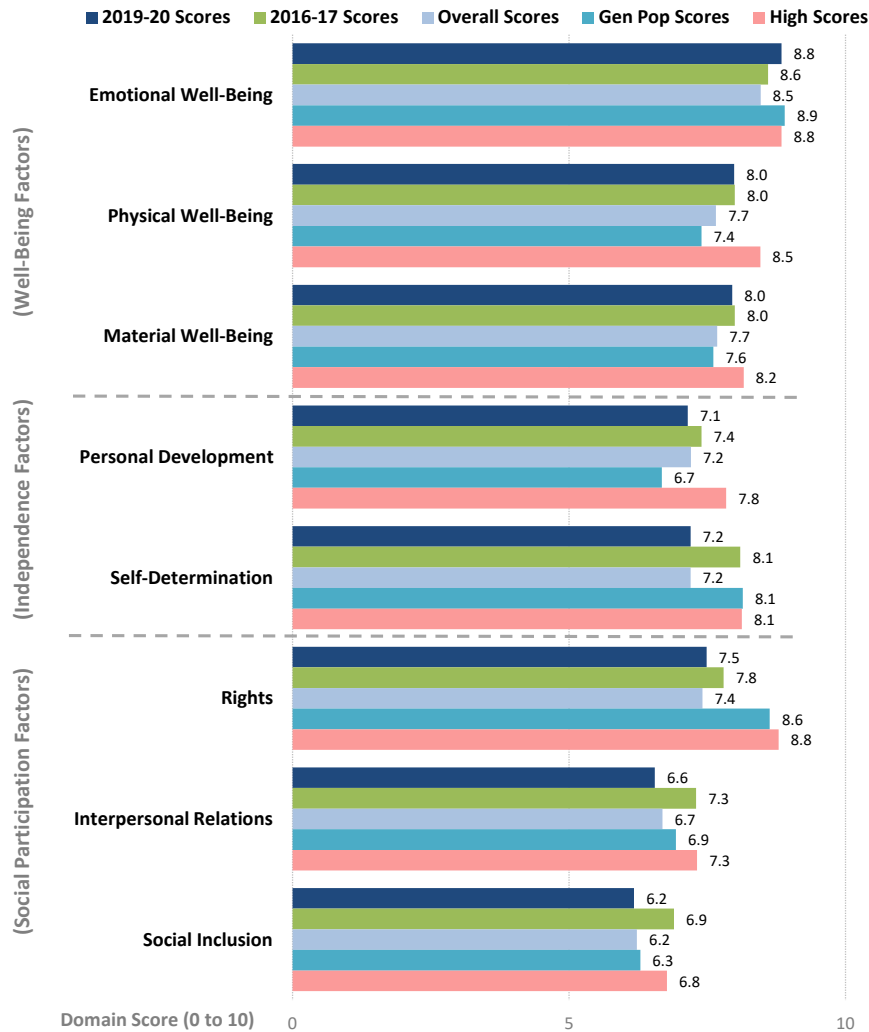
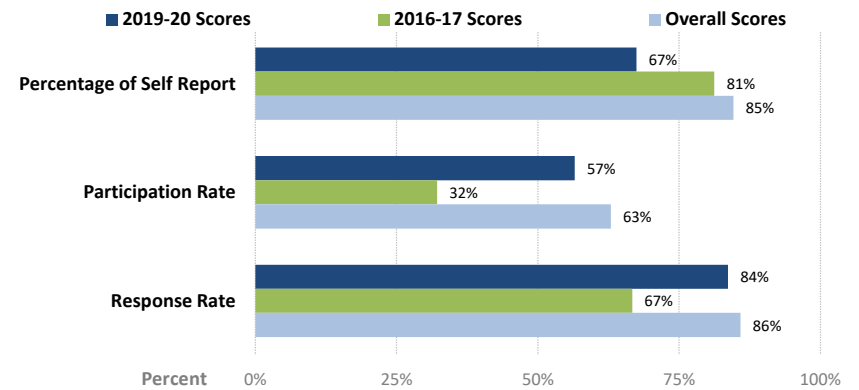


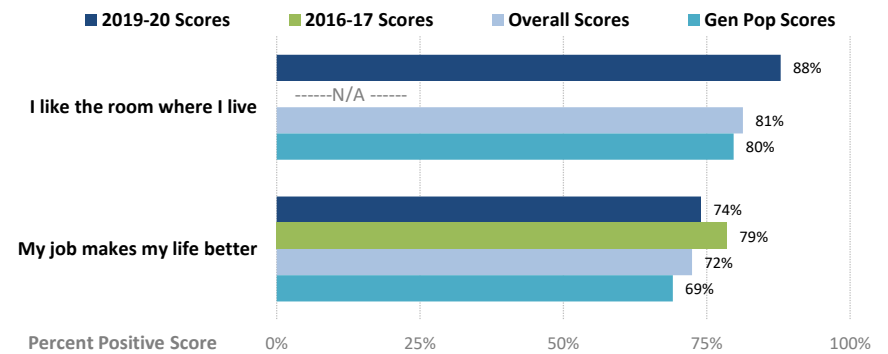
Quality of Life Domain Scores



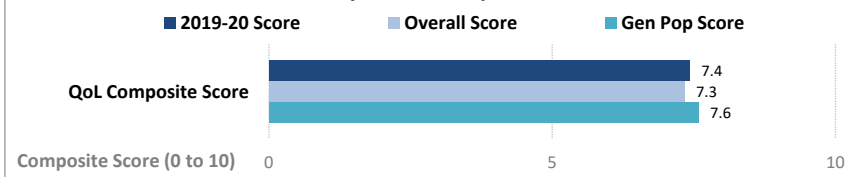
Key Survey Metrics



Housing and Employment



Quality of Life Composite Score



Quality of Life Framework		Domain Score Correlation with...			
Factor	Domain	Feels good about their life n=167	Likes the room where they live n=165	Has paid work (Yes / No) n=158	Life is better (those employed) n=50
Well-Being	Emotional Well-Being	0.357	0.325	weak	weak
	Physical Well-Being	0.541	0.375	weak	0.429
	Material Well-Being	0.340	0.318	weak	0.388
Independence	Personal Development	0.458	0.226	weak	0.402
	Self-Determination	0.384	0.284	weak	0.454
Social Participation	Rights	weak	0.211	weak	0.486
	Interpersonal Relations	0.380	0.286	weak	0.277
	Social Inclusion	0.444	weak	0.220	0.265
		Moderate Association .2 ≤ r < .5			Large Association r ≥ .5